

This poster looks at the trends in radiological measurements at the Dounreay Site and considers what changes in the work practices can be correlated with the measurement trends



Presenting Author:
David Spencer
david.spencer@nuvia.co.uk

Nuvia Limited
Dounreay
Caithness, Scotland, UK, KW14 7TZ

Developments in Radiological control

- Engineered improvements – improvements in ventilation and containment
- Procedural improvements – zero tolerance to loose contamination, single use PPE, RP training, risk assessment focus IRR99, hierarchy of control philosophy
- Decommissioning – reduction in contamination moderate areas, clean up of fixed contamination, facilities cleaned up and shut down

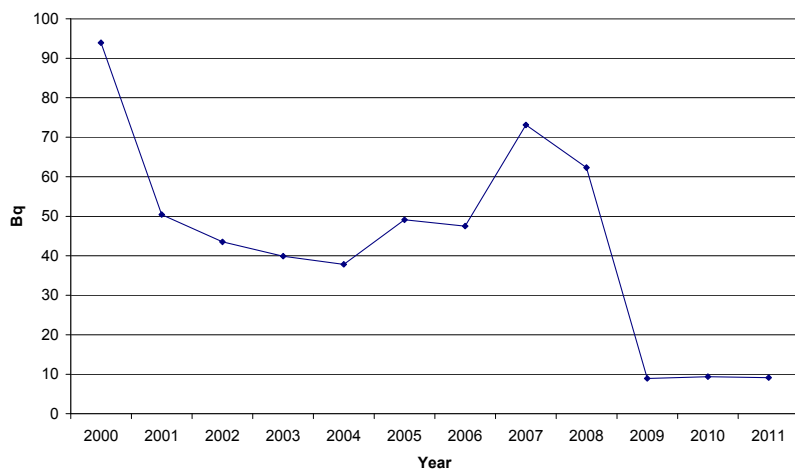
¹³⁷Cs - whole body monitor

¹³⁷Cs body content measured annually for selected workers.

Presence of ¹³⁷Cs affected by:

- Work place intakes
- ¹³⁷Cs in the environment from Chernobyl fallout

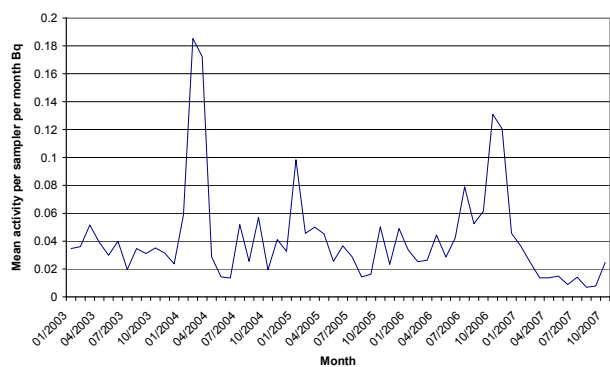
Mean Caesium -137 Whole Body Monitor Results



2000 to 2004 – drop in ¹³⁷Cs due to reduction of environmental ¹³⁷Cs
 2005 to 2008 – increase in ¹³⁷Cs due to clean up work in the Dounreay cementation plant.
 2009 onwards – very low ¹³⁷Cs; clean up work finished, environmental ¹³⁷Cs reduced

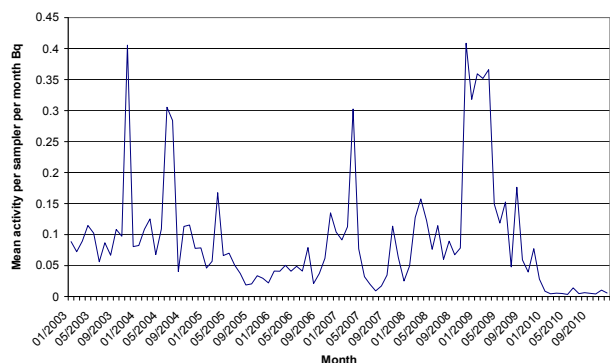
Uranium air sampler results

Research reactor fuel fabrication plant mean activity per position per month



2004 spike – last production run of fuel.
 2007 spike – decommissioning work prior to demolition.

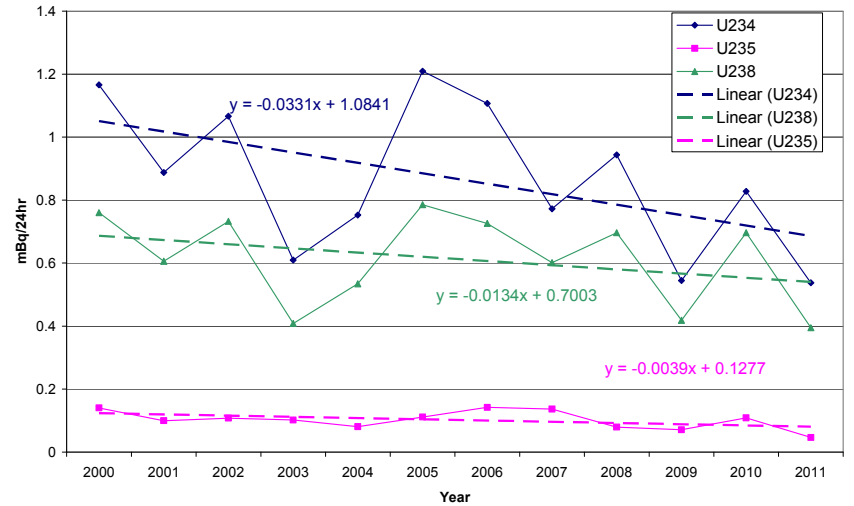
Uranium billet production plant mean activity per position per month



2009 – decommissioning of a heavily contaminated area of plant

Uranium in urine

Mean uranium in urine results



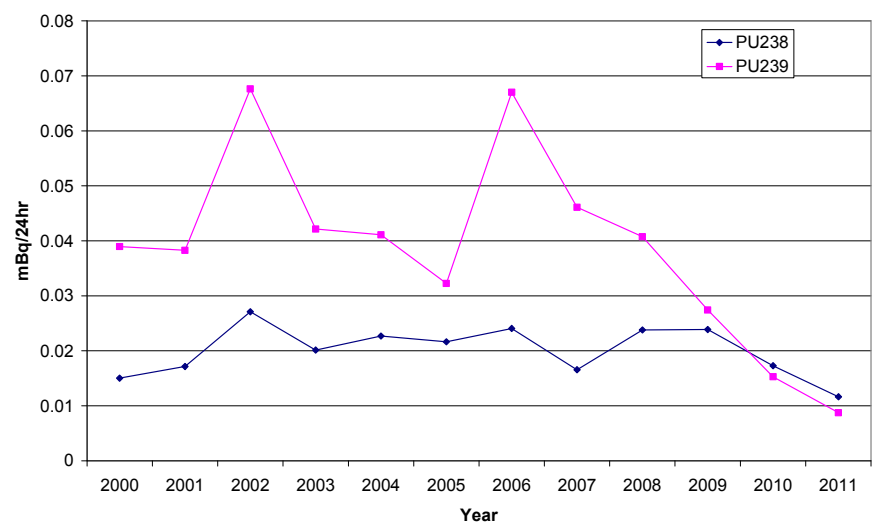
Random increase and decrease in results from year to year

General downward trend

Uranium plant decommissioning does not appear to affect urine results – suggests that the RP measures effective.

Plutonium in urine

Mean plutonium in urine results



2002 ²³⁹Pu peak – ventilation strip out work in PIE facility now used for waste processing.

2006 ²³⁹Pu peak the Pulsed Column Laboratory decommissioning.

2007 onwards – General downward trend in ²³⁹Pu

To 2009 – level of ²³⁹Pu is consistently above ²³⁸Pu

2010 and 2011 – low level of ²³⁹Pu matches the level of ²³⁸Pu.

Conclusions

Over the period of time reviewed the three methods of measuring exposure show an overall decrease of radionuclide intake.

Despite both ¹³⁷Cs and uranium measurements being affected by diet it is possible to see trends in the workplace intakes.

Results of all three measurement methods can be matched to campaigns of work identified on the Dounreay Site

The global radiological measurements give an insight into intakes in the general working population of the Dounreay site which is not possible with the individual results.